

Float 'yer Boat

BY RUTH GALLO OF TODWICK STUDIOS

A pair of bed, yachting, reading or whatever socks. Avoid second sock syndrome with these same/not same colour work socks, knit with two contrasting hanks in a nod to a nautical buoy design.



- fibre** 2 skeins of Casbah Plush in contrasting colourways
Sample in Inky and Italian Rose colourway
- needles** All gauges are different for each person, therefore the needles used can change and a swatch is HIGHLY recommended. In the case of these socks, I would swatch in the round (ie. start then measure, then change needles if needed. The needles used for this pattern were 3.5mm circular needles.
- gauge** 24 sts / 4", 22 rows/4"
- size** 6-7, 7.5-8, 8.5-9, 9.5-10
- materials** Waste yarn for the afterthought heel, and darning needle.



PATTERN






Don't forget to swatch!
Cast on 48 sts. Join in round and follow chart.

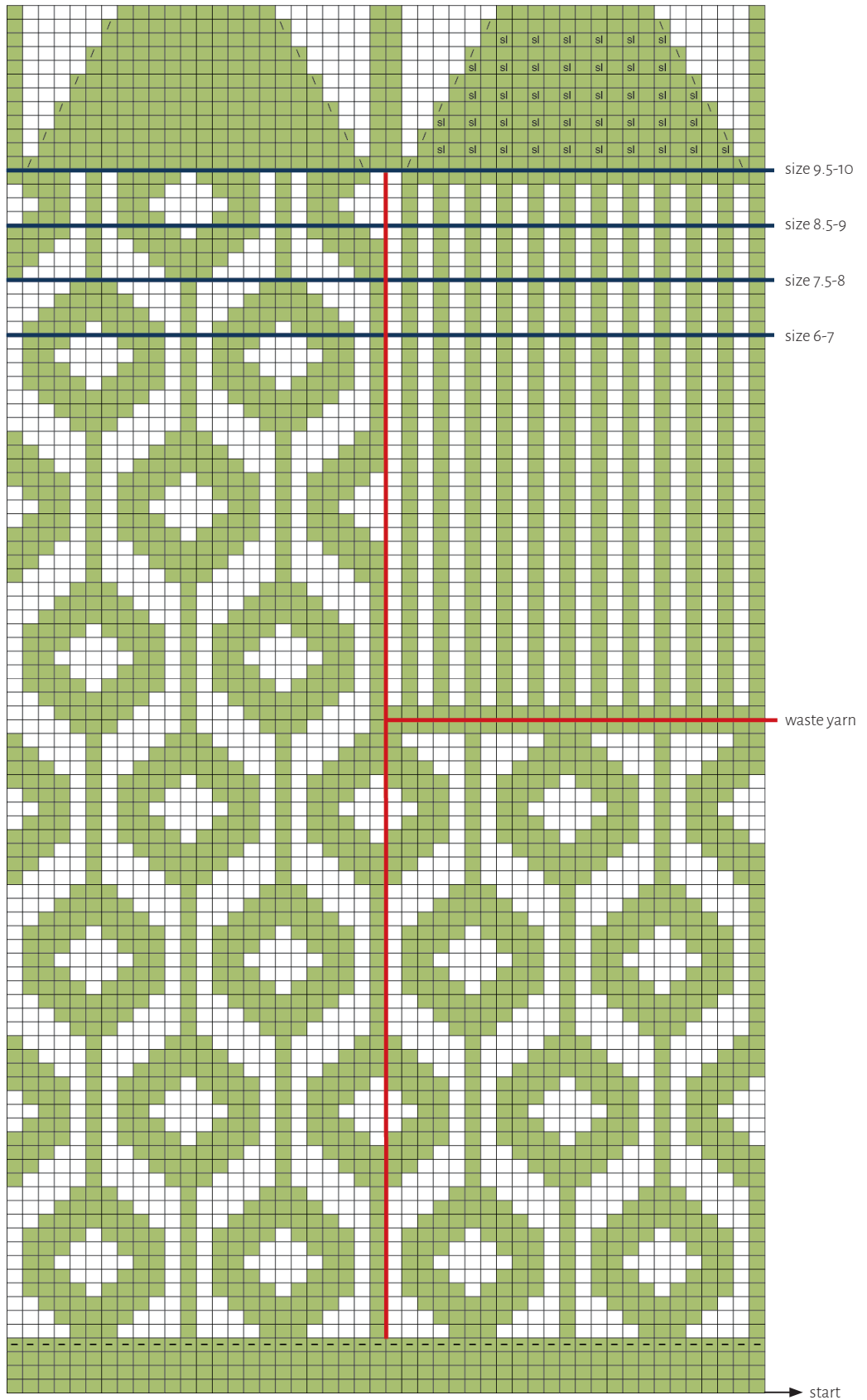
FINISHING

The last row on the toe and heel are grafted. Once all of your ends are darned, wet sock, rollout excess water and use either a sock blocker or lay flat, cover with towel and put weight on.

Float 'yer Boat Chart

BY RUTH GALLO OF
TODWICK STUDIOS

-  Purl
-  K2TOG
-  SSK
-  Knit
-  Slip Stitch



afterthought heel

